

Novak M d.o.o.  
Medical equipment

Brezovce 7  
1236 Trzin  
Slovenia  
[www.novak-m.si](http://www.novak-m.si)  
e-mail: [info@novak-m.si](mailto:info@novak-m.si)

T: +386 1 5620117

F: +386 1 5620118



## TECHNICAL DESCRIPTION, USER MANUAL AND MAINTENANCE



### MASSAGE TABLE S MASSAGE TABLE S - exclusive

*Thank you for your trust.  
You have chosen a good product!*

# CONTENT

1. Safety and maintenance	2
2. Short overview	3
3. Technical description	4
4. User manual	
massage table S	5
massage table S - exclusive	6
5. Optional accessories	7
6. Declaration of conformity	8
7. Guarantee certificate	8

## 1. SAFETY AND MAINTENANCE

### Electric safety

- Connect the table to the power supply so that its power cable goes directly from its actuator to the power socket!
- Power cables have to lie under the table base not to get stuck during moving any of the table parts!
- Do not open any electric parts!
- Leave all technical interventions to authorized staff not to damage the product!

### Safe use

- Do not place hands or feet between the moving parts of the table!
- Make sure that no object touches the circular switch before or during the use of the table!
- Do not step on circular switch (KS)!
- Do not push the castoring system lever while patient is on the table!
- Do not leave children unattended near the table as serious injuries can occur!
- Upholstery and metal parts are to be cleaned by a mixture of detergent and water and wiped dry. Use non-abrasive cleaners!
- Lubrication of moving parts is unnecessary!
- Product lifetime is 5 years.

### Package handling

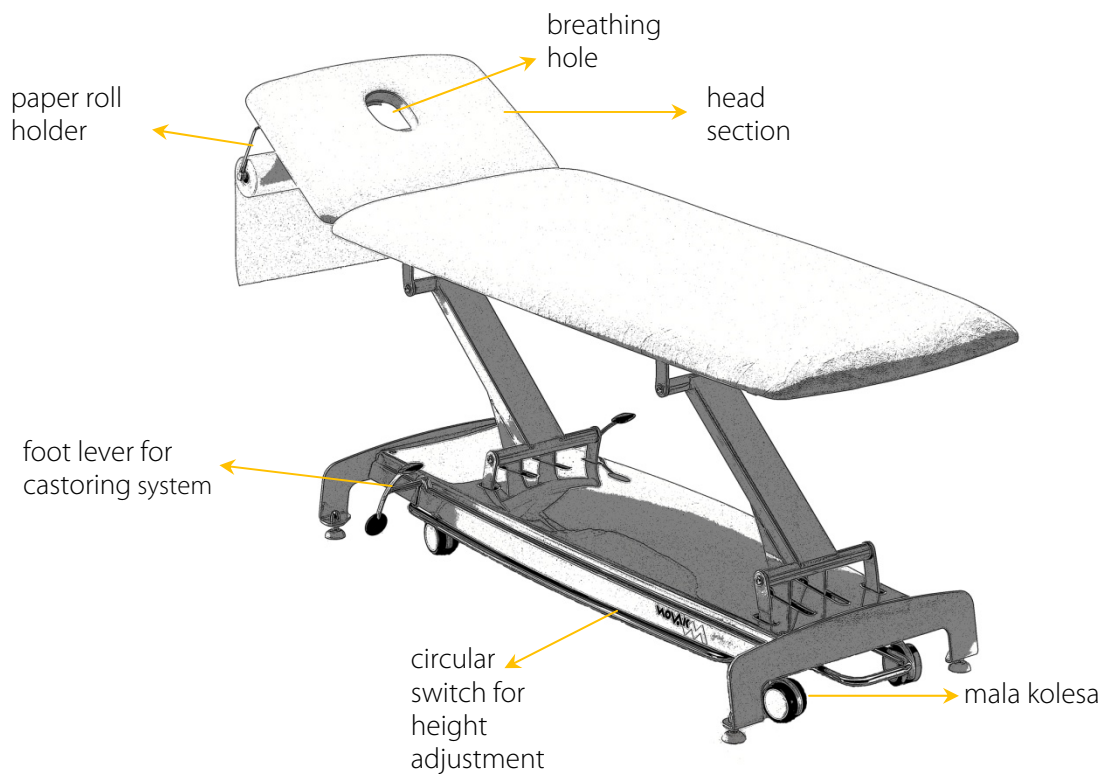
- Remove the wrapping foil from the table. Do not use any sharp objects not to damage the upholstery.
- Cut safety bands, which disable height adjustment during transport, at table base (with hydraulically adjusted tables and tables with optional accessory KS).
- Wrapping is made of environment friendly material that can be recycled. Make sure all wrappings go to the right disposal.

### Before the first use

- Ensure the stability of the table by screwing or unscrewing the four white plastic legs. Then fasten the nuts with an open-end wrench no. 17.

## 2. SHORT OVERVIEW

### massage table S



### massage table S - exclusive



### 3. TECHNICAL DESCRIPTION

	MMS-H	MMS-E	MMS - ex
table length	2000 mm		2000 mm
table width	65 or 75 cm		65 or 75 cm
table height	from 44 to 92 cm		from 44 to 92 cm
head section length	460 mm		460 mm
leg section length	1540 mm		1540 mm
table weight (depends on equipment)	+/- 60 kg		+/- 60 kg
head section adjustment	lockable gas spring		lockable gas spring
height adjustment	linear hydraulic pump	linear motor	linear motor
motor characteristics:	---	Voltage: 220-230V~, 50Hz current: max 1.5A working cycles: 10% (max. 6min/h of constant work) Power: 200W	Voltage: 220-230V~, 50Hz current: max 1.5A working cycles: 10% (max. 6min/h of constant work) Power: 200W
upholstery material	Imitation leather (color chart I., II., III. in IV.)		Imitation leather (color chart I., II., III. in IV.)
weight capacity	180 kg		180 kg
in series	MK1 – small, retractable castors OO1, OO2 – oval or oblong breathing hole DO – thicker padding (6cm)	MK1 – small, retractable castors KS – circular switch OO1, OO2 – oval or oblong breathing hole DO – thicker padding (6cm)	MK1 – small, retractable castors KS – circular switch OO1, OO2 – oval or oblong breathing hole TVL – three-part head section COO1, COO2 – breathing hole plug KR – folding side armrests STU – stitched padding (6cm)

optional accessories:	MMS-H	MMS-E	MMS-ex
breathing hole plug	COO1, COO2		in series
three-part head section	TVL		in series
paper roll holder	NZP3		---
paper roll holder at the back	NZP3-Z		NZP3-Z
foot switch	---	NS	NS
antistatic castors	AC		AC
increased weight capacity (240 kg)	ME1		ME1
folding side armrests	KR		in series
stitched padding (6cm)	STU		in series
extra thick stitched padding (8cm)	---		STSU

--- not available






- **Electric height adjustment:**

- Adjust height by turning the circular switch into direction as shown on the picture or by a hand switch.

- Press the lever, move the head section into desired position and release the lever.




- Press foot lever as shown on the picture to bottom position. Castors are up and the table stands firmly on four plastic legs. Moving the lever into the opposite direction, the castors come down and the table is ready to be moved.

- To adjust armrest, un-tighten the screw, move the armrest into desired position (up or down) and fasten back the screw.



- To fold the armrest, push it lightly forward (1.) and down (2.). When armrest is lifted, it sticks in the upper position. Maximum weight capacity is 15 kg.



## 5. OPTIONAL ACCESSORIES

- **Foot switch (NS)**

To lift or lower the table, press the appropriate button as shown on the switch. When desired height is reached, release the button.



- Paper roll holder (NZP3, NZP3-Z)

Remove the stick from the holder, put on a roll of paper and put the stick back.

- **Antistatic castors (AC)**

Set as small castors. (MK1)

- **Three part head section (TVL)**(for MMS)

Description on page 6.



## 6. DECLARATION OF CONFORMITY

Manufacturer:	Novak M d.o.o.
Address	Brezovce 7, 1236 Trzin, SLOVENIJA
Product:	Massage table S, Massage table S-exclusive
Model:	MMS-H(E)-65 or 75 // MMS-ex-65 or 75
Classification (MDD, annex IX):	class I

Hereby we declare that the stated products are in accordance with EC directives. All according documents are archived at manufacturer.

MEDICAL DEVICE DIRECTIVE: MDD 93/42/EGS

Trzin, 20.6.2008

Name:

Function:

Signature:

Novak Miha  
direktor

## 7. GUARANTEE CERTIFICATE

product:	Massage table S, Massage table S-exclusive
model:	MMS-H(E)-65 or 75 // MMS-ex-65 or 75
customer:	
address:	
producer's signature and stamp:	
distributor's signature and stamp:	
service:	Novak M d.o.o.

### Guarantee conditions:

Novak M d.o.o. offers a 48 months guarantee for its products commencing on the day of purchase. Guarantee for upholstery material is 12 months.

Should guarantee repairs be necessary the customer must inform the producer or an authorized dealer. The guarantee must be verified by purchase invoice.

The guarantee obligates Novak M d.o.o. to carry the costs of repair of all parts or components which might fail during normal use inside the guarantee period.

### Guarantee does not cover defects or poor performance:

- If a customer does not follow the requirements and recommendations set out in the user manual.
- Caused by unauthorized modification or attempted repair.
- Caused by customer's misuse or neglect.
- If some not genuine parts are build into the product.
- Caused during transport after the product is handed to the customer.

Guarantee repairs should be done in 45 days, otherwise the product is replaced.

Repair and spare parts are available for 5 years from the date of purchase