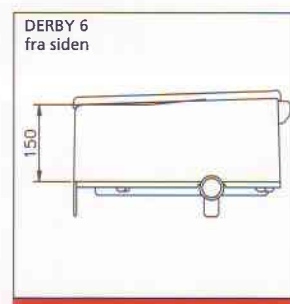
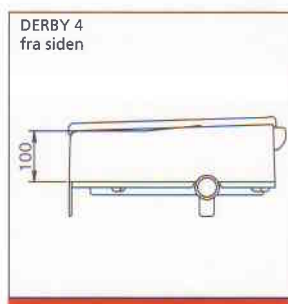
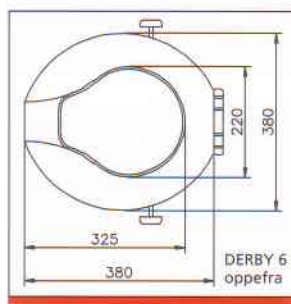
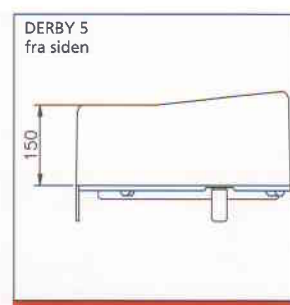
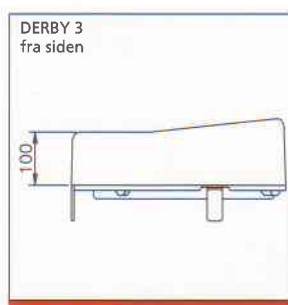
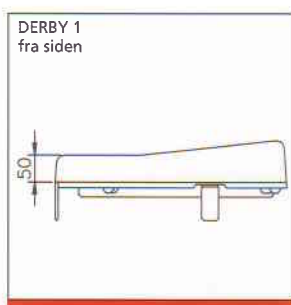
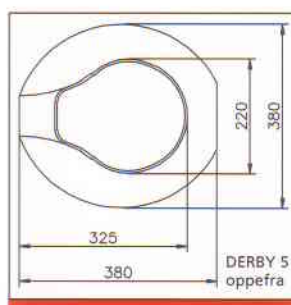


# TOILETFORHØJER – løs RAISED TOILET SEAT TOILETTENSITZERHÖHUNG

ISO 09.12.15 »DERBY«

dan   
rehab <sup>CI/S</sup>



**KONSTRUKTION**  
Sprøjestøbt plasticsæde og -låg. Beslag i rustfrit stål med anti-ridse overtræk i gummi.

**MATERIALS**  
One piece moulded plastic seat (and lid). Adjusting brackets of stainless steel with rubber sleeve.

**WERKSTOFFE**  
Sitz und Deckel aus Kunststoff. Befestigungen aus Edelstahl mit Antirutschauflagen.

MODEL MODEL MODELL	BELASTNING LOAD BELASTUNG	(vægt) (weight) (Gewicht)	HMI-NR.	BEST.NR. ART.NO. BEST.NR.
DERBY 1 (5 cm)	190 kg	(1.4 kg)	01893	01893
DERBY 2 (5 cm – m/låg)	190 kg	(1.6 kg)	14248	14248
DERBY 3 (10 cm)	190 kg	(1.6 kg)	01892	01892
DERBY 4 (10 cm – m/låg)	190 kg	(1.8 kg)	14247	14247
DERBY 5 (15 cm)	190 kg	(1.8 kg)	25183	25183
DERBY 6 (15 cm – m/låg)	190 kg	(2 kg)	25184	25184