

LECKEY[®]

The Mygo Seat



mygo

LECKEY[°]

Stronger together.

We work with individuals, therapists and carers to design products with both a clinical and an emotional focus. Using the latest research and clinical understanding, we create practical solutions which are easily integrated into family life, because for us, life is about going, enjoying, participating and doing.

Bigger, Better, Stronger.

24 hour
postural care for
babies, kids & adults.
Sleeping, Sitting,
Standing, Walking,
Moving, Bathing,
Toileting.



The new 2010
Mygo is bigger!
It comes in 2 sizes
for kids aged 3-10
and 8-14 years.

2010
Mygo

mygo



We've not only made the new 2010 Mygo bigger, it's better and stronger! By redesigning components and specifying new materials we've made a number of key design changes to give the new 2010 Mygo seat added practicality, strength, durability and support.

Added Practicality

Removable machine washable covers, 40°C.

Added Strength

Reinforced backrest and seat base.

Added Durability

Allen key screws supplied as standard with anti-vibration washers to prevent loosening through continued use.

Added Support

Pelvic harness attachment points and webbing reinforced to cater for kids with strong extensor patterns.

And we've added so much more!

Head

Wider contoured headrest providing greater lateral support.

Trunk

Increased back height by 100mm (can be retro fitted to old Mygo seat bases but complete new backrest assembly is required).

2 armrest height options:

Size 1: 160 – 210mm
Size 2: 210 – 260mm.

Pelvis

Pelvic cradle and hip guide.

Increased seat depth adjustment by 50mm.

Depth of seat cushion increased to 50mm for improved pressure relief.

Design of seat base cushion changed to be one piece cushion for improved comfort.

Legs & Feet

Greater windsweeping range: 30° abduction.

Additional ramping under upper leg supports.

2 foot plate options

to provide greater adjustment range:

Size 1: 200 – 350mm
Size 2: 315 – 465mm.







Posture, Function & Comfort

The Mygo Seating System's ground breaking design is the culmination of over 25 years' experience working with parents, therapists, technicians and kids from all over the world. It has been designed to allow therapists to optimise posture, function and comfort.



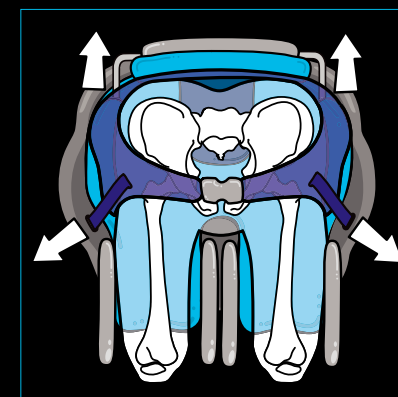
1. Pelvic Cradle with independent hip guides provides more proximal positioning for children with high tone.
 2. Ramped one piece base cushion to support the ischial tuberosities and help prevent the child sliding forward. Additional foam inserts can be used to accommodate fixed obliquity.
 3. Contoured shoulder section/ backrest extension for additional support for taller children.
 4. Larger contoured headrest which is compatible with a number of head supports, e.g. Whitmyer and Otto Bock.
 5. Leg support can accommodate both shortening and windsweeping.
- Size 1 can accommodate windsweeping up to 10° abduction or 12° adduction.
- Size 2 can accommodate windsweeping up to 30° abduction or 12° adduction.



1. Independent hip guides



1. Pelvic Cradle



Accommodates windsweeping



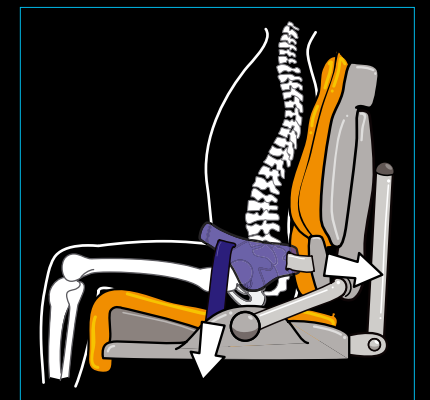
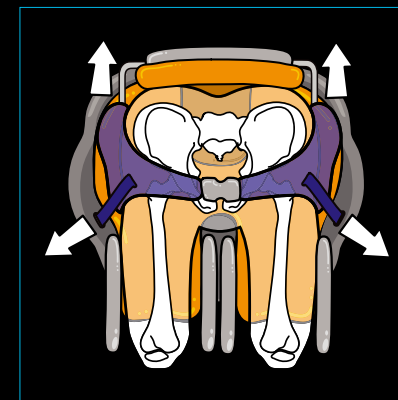
Accommodates abduction and adduction



6. The 4 point pelvic harness with integral hip guides gives a secure, stable base of support, is cushioned for comfort and can be adjusted to ensure a mid line position.
7. Flexible sacral cushion, which can be shaped to the contours of the lower back, supports the lower spine in the desired position by encouraging a degree of forward tilt in the pelvis and lower trunk extension. In cases of lumbar lordosis, the pelvic positioning system can help achieve a more neutral position, with the sacral cushion being designed to mould to the child's shape and maintain a comfortable position.
8. Backrest can be adjusted to suit different heights.
9. Adjustable back angle mechanism maintains the position of the head and trunk supports as the back angle is changed.
10. Cushioned adjustable lateral supports provide side support to help maintain a safe, upright position.
11. Optional chest harness can help maintain an upright posture without inhibiting functional movement.
12. Cushioned height and angle adjustable armrests can be easily removed to facilitate transfer.
13. Activity tray supports a wide range of activities. A grab rail can also be attached to assist the child if required.
14. Individually adjustable footplates, which can be tilted to the preferred angle, ensure that the feet are well supported, providing a secure base for maximum upper body function. The footplates flip away to allow for easy transfers.
15. Optional sandals or ankle supports can be attached.
16. Hi-low chassis can adjust from floor to table height allowing the child to enjoy a wide range of activities from circle time to family meals. The chassis has angle adjustment for tilt in space supporting various postures. All adjustments can be made safely with the child in the seat.
17. Push handles allow the chair to be easily moved around the home or classroom.



6. 4 Point pelvic harness



10. Adjustable lateral supports



11. Optional chest harness



13. Activity Tray



With its bright colours and clinical focus, Mygo has always been about fulfilling the postural and emotional needs of young children and their families. The new 2010 Mygo is able to help an even broader range of kids to carry out everyday functions at home, in the classroom or even out and about.





The adjustability of the new Mygo seating system provides clinicians with the tools to maximise:

Pelvic stability

Trunk and head alignment

Leg and foot positioning

“Seating systems are aimed at providing an appropriate level of postural support for each child, as well as offering comfort, skin protection and stability to enable daily functional activities to be carried out at home and at school. As postural control is a pre-requisite for most functional tasks, the inability to control posture has a significant impact on function” (Wright et al, 2010).

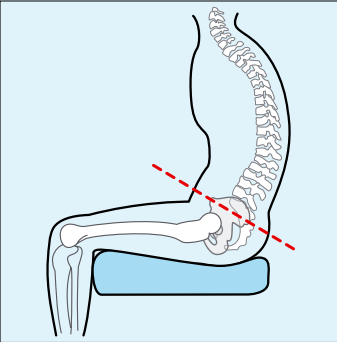
Posture, Function & Comfort

Pelvic stability

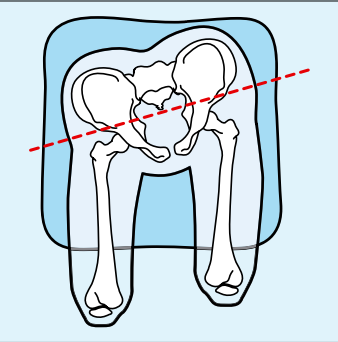
The most important feature of any seating or mobility system is its ability to provide pelvic stability (for tilt, rotation and obliquity) as this gives the optimum base for trunk and head alignment and upper limb function. The Mygo Seating System has a range of unique features to support the pelvis for each individual's postural needs.

POSTURE

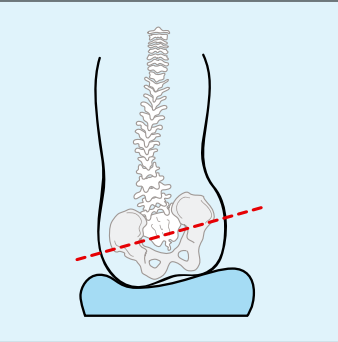
PELVIC STABILITY CHALLENGES



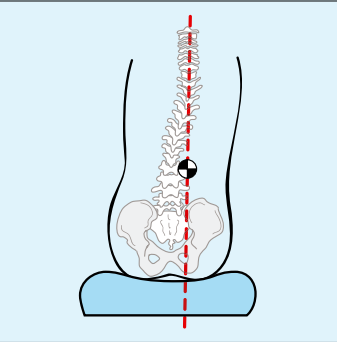
Posterior pelvic tilt



Pelvic rotation



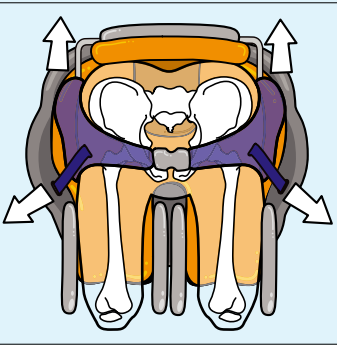
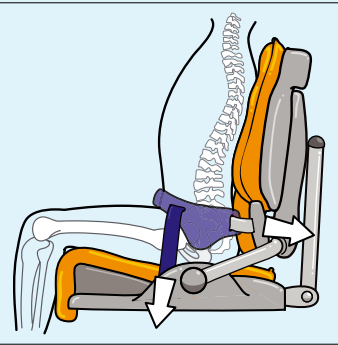
Pelvic obliquity



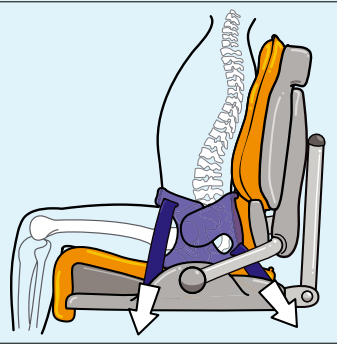
Alignment

HARNESSING FOR PELVIC STABILITY

4-point pelvic harness
The multi-adjustable 4-point pelvic harness on the Mygo Seating System ensures stability of the pelvis by providing support across the anterior superior iliac spines (ASIS). The 4-point attachments (two at the hip guides and two at 90°) mean that the harnesses stay in the correct anatomical position.

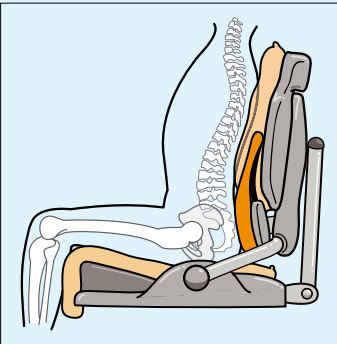
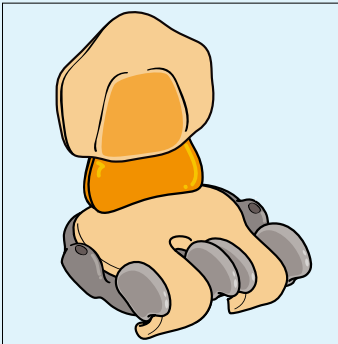


Pelvic cradle
The Mygo Seating System can also be fitted with the pelvic cradle (patent pending). The flexible adjustment in the back section can encourage a posteriorly tilted pelvis into neutral alignment, and the overall design prevents users sliding forward. This gives unsurpassed proximal pelvic positioning and support for more complex body shapes. Where pelvic mobility is reduced, and tilt, rotation or obliquity need to be accommodated, either harness, along with the hip pads, can successfully stabilise the pelvis in these unique positions.

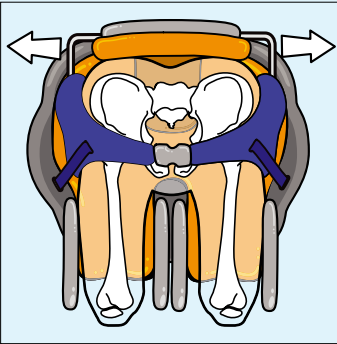
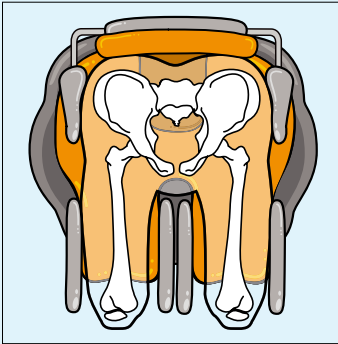


SACRAL SUPPORT AND CUSHIONING FOR PELVIC STABILITY

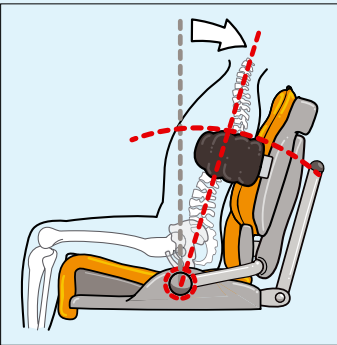
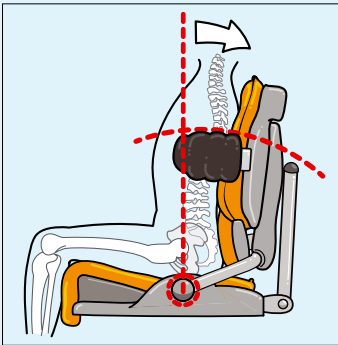
Integral to the Mygo Seating System's pelvic harness is the flexible sacral support and hip guides. The flexible sacral support adjusts either to encourage a lumbar curve (neutral pelvis) or accommodate a posteriorly tilted pelvis.



The hip guides provide lateral pelvic support, and encourage a midline position, but can also accommodate asymmetry by being off-set when needed. The generous seat cushion allows immersion of the ischial tuberosities, helping to prevent their forward excursion and providing pressure relief. Additional pads can be used to increase the ramping under the femurs when necessary.


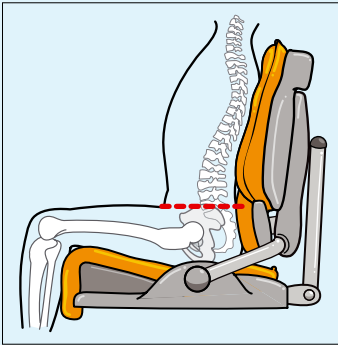


The pelvic seat depth (seat back to gluteal crease) can be adjusted from a point on the seat which correlates to the position of the ischial tuberosities. As we rotate about the ITs, this means the lateral supports stay in the correct anatomical position when the seat back is reclined, ensuring the best possible stability. The pelvic seat depth can be adjusted asymmetrically in order to accommodate a fixed pelvic rotation, along with the sacral support and backrest which can also be angled independently.

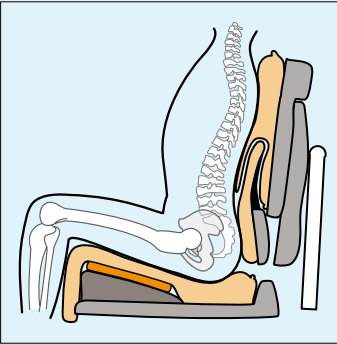
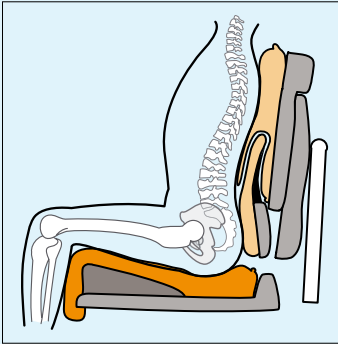


FUNCTION & COMFORT

Where it can be achieved, the optimum position of the pelvis for function is in neutral or slight anterior tilt. This pelvic position allows the spine to adopt its natural lumbar, thoracic and cervical curves, aligning the trunk and balancing the head. In turn, when the body is well supported, it maximises the potential for upper limb function for playing, feeding etc; improves opportunities for social interaction; and maximises breathing and digestive capacity.



Comfort is integral to sustaining a functional posture as it reduces unwanted movement which can occur when children are uncomfortable. The new 2010 Mygo Seating System has a 50mm one-piece seat cushion which consists of a single layer of new reflex foam which provides excellent pressure distribution. It allows immersion for the ischial tuberosities to aid pelvic stability as well as providing comfort and maintaining skin integrity. Additional high density foam can be simply added under the cushion to accommodate pelvic obliquity or to prevent bottoming out under the ischial tuberosities or femurs.



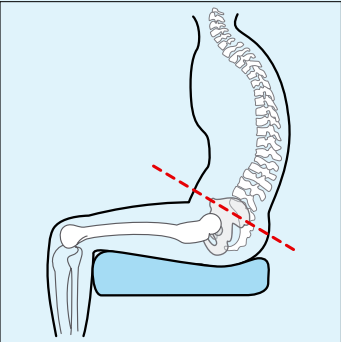
Posture, Function & Comfort

Trunk and Head Alignment

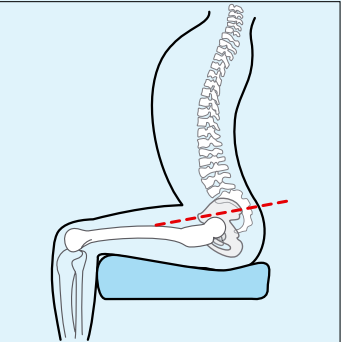
Seating systems need to provide appropriate trunk and head support because this contributes to the stability of the pelvis, and facilitates upper limb function, concentration, and social interaction. The Mygo Seating System’s trunk and head supports can be individually tailored to match the needs of each user.

POSTURE

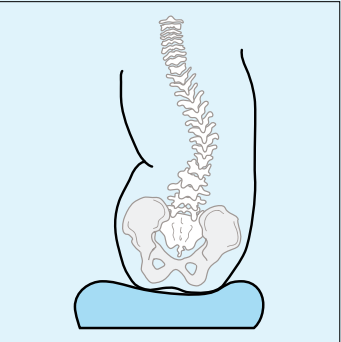
TRUNK AND HEAD ALIGNMENT CHALLENGES



Kyphosis



Lordosis



Scoliosis

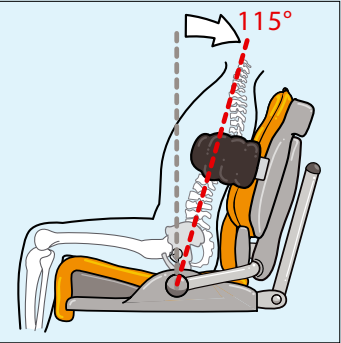
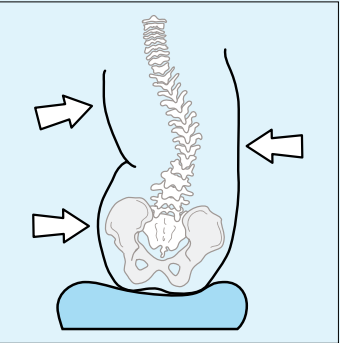
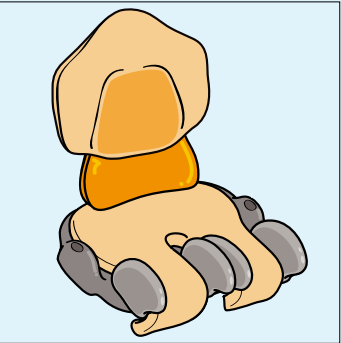
TRUNK SUPPORT

The Mygo Seating System’s flexible sacral support allows the sacral and lumbar regions of the spine to be supported or accommodated whether the spine is kyphotic or lordotic. The sacral supports on the Mygo Seating Systems are also able to rotate, giving proximal support to those with a fixed pelvic or spinal rotation.

Flexible scoliosis can be managed by using the lateral supports in conjunction with the pelvic harness to provide 3-point positioning.

The seat to back angle on the Mygo Seating System opens to 115°, and when used in conjunction with the lower leg guides, ensures that even when hamstrings are very tight, an appropriate seating posture can be achieved.

Where additional chest support is required, the Mygo Seating System has a trunk harness and a cushioned chest support.



With the addition of the contoured shoulder section on the new 2010 Mygo, not only is the height of the backrest extended for greater growth, but shoulder protraction is facilitated for better trunk alignment, upper limb function, and neck and head stability.



DYNAMIC BACKREST

Leckey now offer a dynamic backrest option for the Mygo Seating System for children with extensor patterns. Leckey is carrying out research with Strathclyde University including long term field trials which will provide evidence of the clinical benefits of dynamic backrests. Available in 100N and 150N it is available on new Mygos or can be retrofitted onto existing Mygos.



HEAD SUPPORTS

Pelvic stability and trunk alignment are the basis of head control. However when additional head support is needed, the Mygo Seating System is fully compatible with the full range of Leckey, Whitmyer and Otto Bock head supports to meet each individual’s needs.



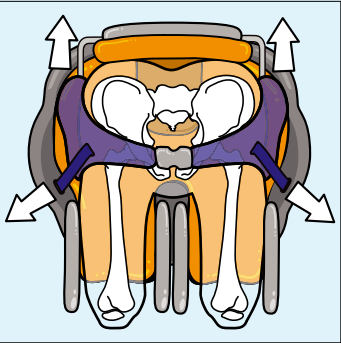
FUNCTION & COMFORT

The trunk harness has detachable shoulder fastenings to allow increased use of upper limbs.

Communication is a vital, but an often overlooked aspect of seating systems. The new 2010 Mygo Seating System has a seat base to which communication devices can be easily attached. Used in conjunction with the appropriate head support, communication for those using augmentative devices is simpler than ever.

As with pelvic stability, the ability of the trunk and head supports to provide a secure position is central to sustaining optimum posture for function. With cushioning and trunk supports made from soft, comfortable materials, the Mygo Seating System ensures that trunk and head stability and comfort are perfectly combined for maximum function.

All Leckey Hi-low bases come with tilt-in-space as standard and can be used to further align the trunk, shoulder and head over the pelvis, or simply allow a change of position for pressure relief and comfort. In addition to the Hi-low chassis, height adjustable arm rests, and cushioned activity tray ensure playing and feeding can be encouraged at home or at school.



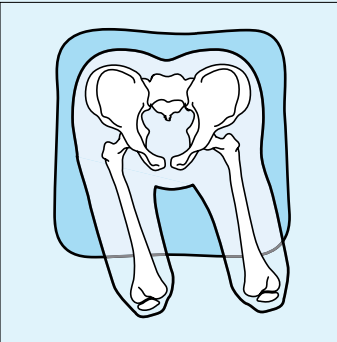
Posture, Function & Comfort

Leg and Foot Positioning

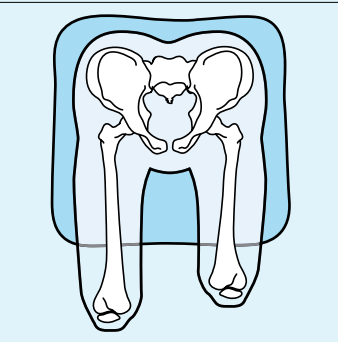
Seating systems also need to provide appropriate leg and foot support as this plays a crucial role in maintaining the stability of the pelvis, and therefore the alignment of the trunk and head. Often overlooked, hamstrings are frequently tight in those with limited movement and can disturb pelvic stability. In addition, the feet take up to 19% of body weight, and when unsupported can add to pressure and pelvic stability issues. The Mygo Seating System’s pioneering leg and foot supports enable the child’s legs and feet to be supported in a wide range of positions.

POSTURE

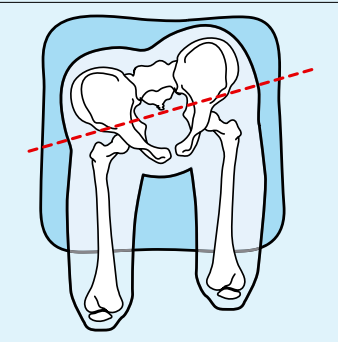
LEG AND FOOT POSITIONING CHALLENGES



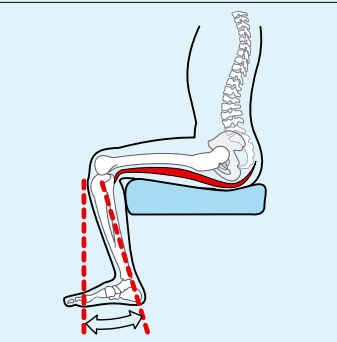
Windsweeping



Real leg length discrepancy



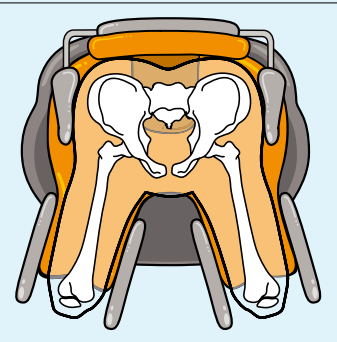
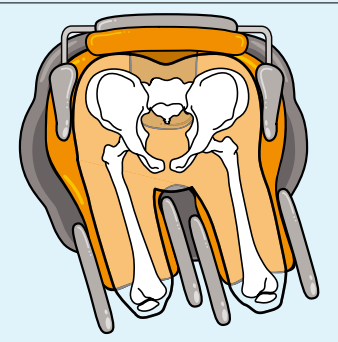
Apparent leg length discrepancy caused by fixed pelvic rotation



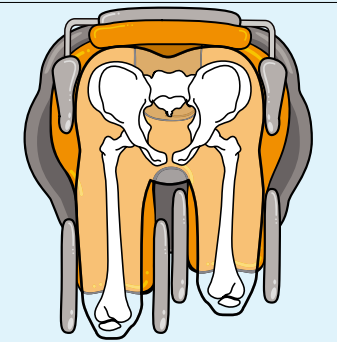
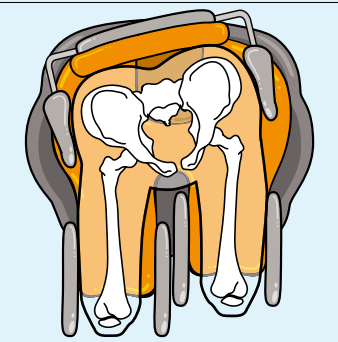
Tight hamstrings

LEG GUIDES AND FOOT SUPPORTS

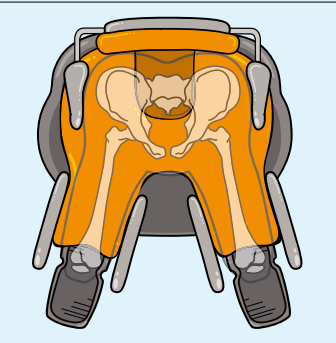
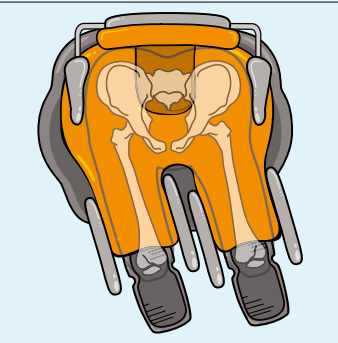
The Mygo Seating System has innovatively designed leg guides which can be independently adjusted to accommodate 10° of windsweeping to the left or right on the smaller seat base and 30° on the larger base. The leg guides can also accommodate adduction and abduction. Offsetting the hip guides to the left or right gives additional space to accommodate a more extreme windsweeping.



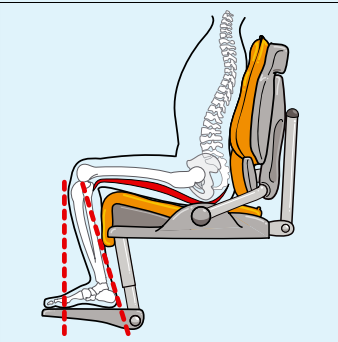
The Mygo Seating System’s leg guides adjust independently to accommodate leg length discrepancy caused either by varying femur lengths, or a pelvic rotation presenting as an apparent leg length discrepancy.



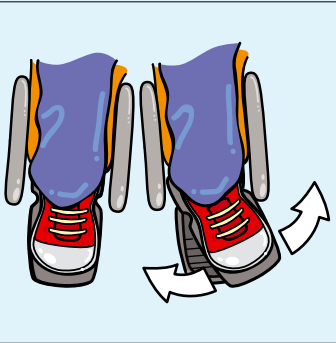
The Mygo Seating System’s lower leg supports follow the leg guides when they move into adduction or abduction, ensuring the footplates remain in position below the knees.



The footplates can remain in position when the leg guides are extended, allowing the feet to be positioned behind the knees. This alleviates the strain on tight hamstrings which would otherwise pull the pelvis into posterior tilt, and affect trunk and head positioning.

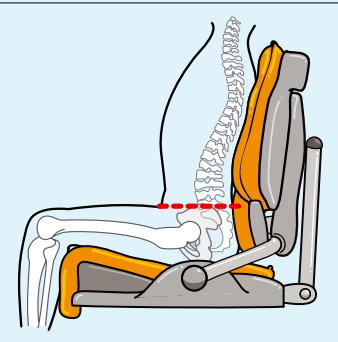


Footplates can also be adjusted into plantar or dorsiflexion, and with the addition of sandals, can accommodate foot rotation. If sandals are too restrictive, ankle huggers can be attached directly to the foot plates for foot positioning.



FUNCTION & COMFORT

When legs and feet are appropriately accommodated to allow the pelvis to remain stable, trunk and head alignment can be more easily sustained because the user’s weight is evenly distributed across the seat surfaces. In turn, when the body is well supported, it maximises the potential for upper limb function for playing, feeding etc; improves opportunities for social interaction; and maximises breathing and digestive capacity.



Comfort is not just achieved through cushioning, but through matching the individual’s body measurements and angles to the seating system. Accommodating the position of the legs and feet will add to the comfort, and therefore the functional abilities of the user.

Mygo Seating System

Mygo product sizes

| | | |
|---|--|--|
| Size | 1 | 2 |
| Age (approx) | 3 - 10 | 8 - 14 |
| User Weight | Min 18kg / 40lbs Max 50kg / 110lbs | Min 18kg / 40lbs Max 60kg / 132lbs |
| User Height | Min 105cm / 41 inches Max 150cm / 59 inches | Min 127cm / 50 inches Max 168cm / 66 inches |
| Seat Width | Min 200mm / 8 inches Max 325mm / 13 inches | Min 220mm / 8.7 inches Max 345mm / 13.6 inches |
| Seat Depth | Min 270mm / 10.6 inches Max 420mm / 16.5 inches | Min 350mm / 13.8 inches Max 470mm / 18.5 inches |
| Knee Width | Min 90mm / 3.5 inches Max 110mm / 4.3 inches | Min 120mm / 4.7 inches Max 140mm / 5.5 inches |
| Footplate: Abduction Adduction Plantarflexion/Dorsiflexion | 8° 12° 10° | 8° 20° 10° |
| Chest Width | Min 170mm / 6.7 inches Max 270mm / 10.6 inches | Min 170mm / 6.7 inches Max 270mm / 10.6 inches |
| Backrest Height | Min 360mm / 14.2 inches Max 470mm / 18.5 inches | Min 460mm / 18.1 inches Max 570mm / 22.4 inches |
| Backrest Angle: Prone Recline | 10° 25° | 10° 25° |
| Seat to Sandal | Min 215mm / 8.5 inches Max 350mm / 13.8 inches | Min 315mm / 12.4 inches Max 470mm / 18.5 inches |
| Top of Seat to Floor | Min 360mm / 14.2 inches Max 700mm / 27.5 inches | Min 360mm / 14.2 inches Max 700mm / 27.5 inches |
| Armrest Height | Min 160mm / 6.3 inches Max 210mm / 8.3 inches | Min 210mm / 8.3 inches Max 260mm / 10.2 inches |
| Tray Size | 550 x 480mm 21.6 inches x 18.9 inches | 550 x 480mm 21.6 inches x 18.9 inches |
| Seat Unit Weight | 10kg / 22lbs | 14.5kg / 32lbs |

Base Options

| | | |
|--|-------------------------|-------------------------|
| Indoor chassis - gas spring foot pedal | Min 340cm / 13.4 inches | Max 655cm / 25.8 inches |
| Indoor chassis - hydraulic foot pedal | Min 325cm / 12.8 inches | Max 615cm / 24.2 inches |
| Indoor chassis - powered height adj. | Min 370cm / 14.6 inches | Max 675cm / 26.6 inches |
| Indoor-outdoor chassis - gas spring foot pedal | Min 390mm/15.4 inches | Max 690mm/27.2 inches |
| Indoor-outdoor chassis - hydraulic foot pedal | Min 380mm/15.0 inches | Max 670mm/26.4 inches |
| Indoor-outdoor chassis - powered height adj. | Min 420mm/16.5 inches | Max 710mm/28.0 inches |
| Tilt in Space | Prone 10° | Supine 25° |
| Base Weight | 12kg / 26.5lbs | |

Seat Shell

The standard product includes:
Seat base
Backrest
Flexible sacral support
Upper leg supports
Chassis interface



Seat shell
Size 1




Seat shell
Size 2

Colour Options

Each cover pack will include the following cushions:
Backrest cushion
Seat base cushion
Sacral cushion
Upper leg cushions




Orange



Blue



Pink



Grey

Chassis Options

Hi-low chassis
Indoor only.
4" castors



Foot pedal (gas)
Foot pedal (hydraulic)
Powered

Hi-low chassis -
Indoor / Outdoor
Foot pedal operated.
12" backwheels
5" castors



Foot pedal (gas)
Foot pedal (hydraulic)
Powered

Mygo on Mobility Base
(UK only)
Includes seat shell
and Otto Bock
Discovery Base.



Available from
Invacare
Mygo on Rea
Azalea



Mygo Seat on
stroller base
Includes seat shell
on kimba base




Available from
Invacare
Mygo 1 on
Tendercare
Snappi



Mobility Interface

For more interface options log onto leckey.com

Interface A



Interface B
for Discovery 400mm



Interface C
for Discovery 360mm



Leckey Servicing

Our FREE service and support includes:
Free product training
Free product set up
Free product assessment
Free product re-assessment
Free repair within 2 year warranty

For service policies on all products outside warranty, please contact Leckey's Customer Service department. James Leckey Design Ltd as manufacturer with sole responsibility declares that all products conform to 93/42/EEC guidelines and EN12182 technical aids for disabled persons general requirements and test methods. Order forms and spare parts lists to extend the service life of the product and allow reissue are available on request or online at www.leckey.com.

Accessories



Flat headrest & cushion
Flat headrest laterals & covers



Contoured headrest
& cushion (wide)



Headrest plate
(To fit Otto Bock headsupport
hardware mounts SK030 & SK035)



Pelvic harness small
Pelvic harness medium



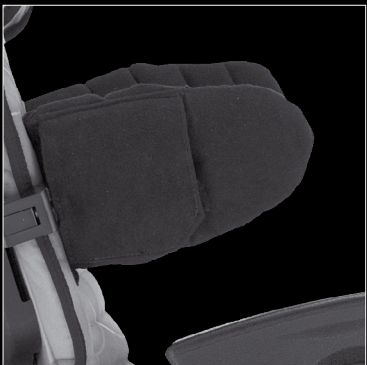
Pelvic cradle size 0
Pelvic cradle size 00



Hip laterals



Head support bracket
for 1/2" and 15mm box sections




Rigid laterals
Includes covers (one colour)
Rigid laterals extended height



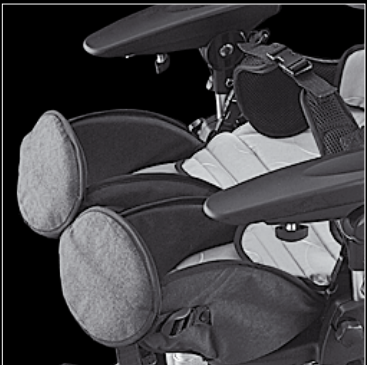
Shoulder support hardware
Shoulder support cushion
+07 Orange +08 Blue +09 Pink +06 Green



Pelvic spacer pads



Obliquity ramp kit



Knee pads (one colour)



Flipaway laterals
Includes covers (one colour)



1" Spacer pad with lateral supports
1" Spacer pad



Chest harness



Footplates Size 1
Footplates Size 2



Sandals (Includes straps) small
Sandals (Includes straps) medium
Sandals (Includes straps) large
1" sandal riser



Tray
Grab rails



Small trunk harness
Medium trunk harness
Large trunk harness



Armrests Size 1
Armrests Size 2



Dynamic backrest with 100N
Dynamic backrest with 150N



Padded tray insert



Sun canopy



Rain cover
(This item is available directly from Glanmor,
www.glanmor.co.uk, at a reduced cost as there
are no handling charges incurred by James
Leckey Design)

LECKEY[®]

Established in 1983, Leckey is a globally recognised pioneer in the research and development of products that help adults and children with disabilities to go, do, enjoy and participate in everyday activities throughout the day and night.

We take a highly clinical approach to product design and development. Through in-depth clinical research studies with leading universities, and extensive trials with occupational therapists, physiotherapists, users and their families, we continue to develop posturally supportive, family friendly products for all-day care, at every stage of life.

Through early intervention, childhood and adulthood, Leckey's experienced team of designers, therapists and bioengineers work together to develop products that meet the clinical needs of the healthcare professionals and the social needs of the user.

To achieve this, we work with the healthcare professionals, the individuals and carers who use our products every day. With their help, we create the dependable, durable, proven and high performance products that we are known for worldwide.

Free Leckey Servicing

Our free service and support includes:

1. Free product training
2. Free product set up
3. Free product assessment
4. Free product re-assessment
5. Free maintenance within 2 year warranty

For service policies on all products outside warranty, please contact Leckey's Customer Service department. James Leckey Design Ltd as manufacturer with sole responsibility declares that all products conform to 93/42/EEC guidelines and EN12182 technical aids for disabled persons general requirements and test methods. Order forms and spare parts lists to extend the service life of the product and allow reissue are available on request or online at www.leckey.com.



LECKEY[®]

Wolturnus A/S
DK-9240 Nibe
T: +45 96717170
E: info@wolturnus.dk
W: www.wolturnus.dk

Eneforhandler for Leckey i Danmark



WOLTURNUS

24 hour postural
care for babies,
kids & adults.
Sleeping, Sitting,
Standing, Walking,
Moving, Bathing,
Toileting.