










Part Number	Description	Image
PN1612	350 - 500 Waterfall Back (Upholstery Only)	
PN1613	500 - 600 Waterfall Back (Upholstery Only)	
PN1610	350 - 500 Lateral Back (Upholstery Only)	
PN1611	500 - 600 Lateral Back (Upholstery Only)	
PN1608	350 - 500 FLAT Back (Upholstery Only)	
PN1609	500 - 600 FLAT Back (Upholstery Only)	





Part Number	Description	Image
PN1585	Standard Cushion SW 400-500	
PN1745	Standard Cushion SW 500-600	
PN1709	Envelo Plus Cushion SW 400-500 (Standard Frame)	
PN1711	Envelo Plus Cushion SW 500-600 (Wider Frame)	
PN1716	Envelo Gel Cushion SW 400-500 (Standard Frame)	
PN1718	Envelo Gel Cushion SW 500-600 (Wider Frame)	






Part Number	Description	Image
PN15	75mm Directional Lock Castor	
PN14	100mm Directional Lock Castor	
PN16	125mm Directional Lock Castor	
PN18	75mm Braking Castor	
PN17	100mm Braking Castor	
PN19	125mm Braking Castor	





Part Number	Description	Image
PN12	75mm Non-Braking Castor	
PN11	100mm Non-Braking Castor	
PN13	125mm Non-Braking Castor	
PN1488	125mm Combi Twin Castor	
PN115	125mm Non-Braking Twin Castor	
PN116	125mm Braking Twin Castor	





Part Number	Description	Image
PN1592	100mm Twin Braking Castor	
PN1593	100mm Twin Directional Castor	
PN41	Handle Grip	
PN1584	Arm Bracket	
PN1582	Right Arm	
PN1583	Left Arm	

Part Number	Description	Image
PN1586	550 Baseboard & Calfpad	
PN1587	650 Baseboard & Calfpad	
PN1605	550 Pommel, Baseboard & Calfpad	
PN1606	650 Pommel, Baseboard & Calfpad	
PN1598	Fully Motorised Handset	
PN1597	Part Motorised Handset	

Part Number	Description	Image
PN1596	Control Box	
PN1506	Battery	
PN1512	Actuator Cable 460	
PN1513	Actuator Cable 850	
PN411	M10 Gas Strut Head (For PN30)	
PN30	280N Gas Strut	

Part Number	Description	Image
PN1514	Battery Cable	
PN1816	Recline Actuator & 460 Cable	
PN1595	Leg Rest Actuator & 850 Cable	
PN1417	Tilt Actuator	
PN1704	Part Motorised Kit	




Part Number	Description	Image
PN1705	Fully Motorised Kit	
PN1747	Part Motorised to Fully Motorised Kit	
PN40	30 x 30 Box Cap	
PN385	25 x 25 Box Cap	

Part Number	Description	Image
PN1614	Base Frame (350 - 500)	
PN1615	Base Frame (500 - 600)	
PN1723	Seat Frame	
PN1616	Back Frame	
PN1607	Caldfpad Frame	





Part Number	Description	Image
PN1588	Standard Footplate (Upholstery & Frame)	
PN1589	Standard Footplate (Upholstery Only)	
PN1833	Plastic Footplate (incl. frame) SW 400-500	
PN1590	Wider Footplate (Upholstery & Frame)	
PN1591	Wider Footplate (Upholstery Only)	
PN1834	Plastic Footplate (incl. frame) SW 500-600	

Part Number	Description	Image
PN1824	Nest Cushion - Cut Out 18" x 18" (SW 400-500) 16" x 16" (SW 400-500) 20" x 20" (SW 400-500) 18" x 18" (SW 500-600) 20" x 20" (SW 500-600)	
PN1825		
PN1826		
PN1827		
PN1828		
PN26	M8 X 30 Wing Screw - Blue (Laterals & Arm Adjustment)	
PN1748	Back Adjustment Grip Knob	
PN455	HB1: Chest Positioning Harness Small	
PN1079	HB1: Chest Positioning Harness Medium	


Part Number	Description	Image
PN1092	HB2: 4-Point Hip Belt Small	
PN456	HB2: 4-Point Hip Belt Medium	
PN1093	HB2: 4-Point Hip Belt Large	
PN457	HB3: Hip Belt Pin Release Medium	
PN458	HB4: Pelvic Positioning Harness Medium	
PN1094	HB4: Pelvic Positioning Harness Large	

Part Number	Description	Image
PN1516	HB5: Abduction Belt Small	
PN459	HB5: Abduction Belt Medium	
PN1095	HB6: Padded Belt Small	
PN460	HB6: Padded Belt Medium	
PN1096	HB6: Padded Belt Large	
PN461	HB7: Seat Belt	

Part Number	Description	Image
PN118	Universal Male Tray Attachments (Set of 4)	
PN416	Female Tray Attachments (Set of 4)	
PN417	V2 Female Tray Attachment	
PN809	Phx/Srt Transparent Tray Table (Including Attachments)	
PN931	Padded Tray Table	
PN1315	Wooden Tray Table	

Part Number	Description	Image
PN1542	Universal Male Attachment	
PN1385	Removable Lateral Back Pillow	
PN1861	Removable Waterfall Back Pillows (Middle and Bottom)	
PN450	Horseshow Head Pillow	
PN451	Concave Head Pillow	
PN452	Head Pillow	

Part Number	Description	Image
PN21	M12 Non-Locking Plunger	
PN1461	Centerline Wheel	
PN1577	Leg Laterals SW 400-600	
PN1638	Full Height Leg Laterals SW 400-600	

Part Number	Description	Image
PN432	Lateral Supports	
PN1391	Lateral Supports (90mm Longer Bar)	
PN409	Lateral Bar Padding	
PN447	Leg Rest Wedge Adult 500mm	
PN984	Half Leg Rest Wedge (250mm) Left Side	
PN1535	Half Leg Rest Wedge (250mm) Right Side	

Part Number	Description	Image
PN27	1300mm Release Cable (Tilt, Back Recline & Legrest)	
PN1175	500mm Release Cable	
PN28	1400mm Release Cable	
PN1283	M10 Bolt Cap	
PN1480	M12 Bolt & Nut Cap	
PN1282	M8 Bolt & Nut Cap	

Part Number	Description	Image
PN727	Fibrefill Inserts for Waterfall Back	
PN1653	Adult Locking Laterals	
PN1576	Chamfered Arm Covers (50mm at front to 0mm at back)	
PN1573	Removable Arm Covers	
PN1574	Padded Arm Covers 25mm	
PN1575	Padded Arm Covers 50mm	

Part Number	Description	Image
PN240	Removable Tapered Pommel	
PN1529	Pommel Belt SW 550-600	
PN1517	Removable Pommel (Post 2021)	
PN822	Catheter Hook (LHS)	
PN713	IV Pole	
PN712	Oxygen Tank Holder	

Part Number	Description	Image
PN936	25mm Padded Footplate	
PN937	50mm Padded Footplate	
PN1406	4" Padded Footplate	
PN788	Footplate Sandals	
PN1376	Charger Holder	
PN663	Handset Holders (Set)	

Part Number	Description	Image
PN1426	UK Mains Coiled Cable	
PN1427	USA / Canada Mains Coiled Cable	
PN1425	AUS Mains Coiled Cable	
PN1503	EUR Mains Coiled Cable	
PN681	Stabilising Feet (Pack of 4)	
PN42	Dual Spanner Set	

Part Number	Description	Image
PN473	Removable Seat Cover 400 - 500	
PN474	Removable Seat Cover 500 - 600	