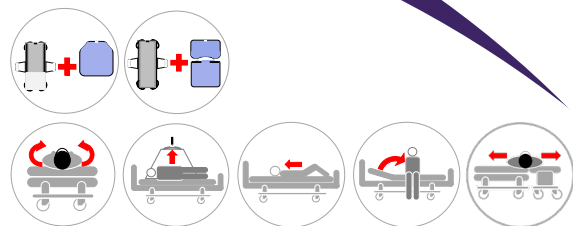
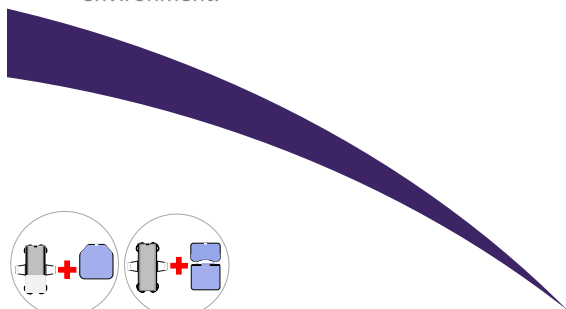


MADE IN EUROPE



This product has been developed and manufactured using both raw materials and with production in Europe.

Choose quality, save money, and protect the environment.



(DK) Forordning MDR 2017/745 for medicinsk udstyr klasse 1
(UK) Regulation MDR 2017/745 for medical devices class 1



ISO 12 31 03 21

The Original Nordic
Human Handling Concept




Quick Guide

(DK) **Vario Cover** - til Master Turner
(UK) **Vario Cover** - for Master Turner

11_251214 DK/UK



The Original Master Turner System



Vare nr./Item no.	HMI nr./no.	Navn/Name - Størrelse/Size	UDI-DI
○ MC 001-2660	126159	Vario Cover - S ST E 200x85	05744001971222
○ MC 001-2670	126160	Vario Cover - M ST E 200x85	05744001971239
○ MC 001-2900	131105	Vario Cover - L ST D 200x85	05744001974377
○ MC 001-2920	131098	Vario Cover - L ST E 200x85	05744001974056
○ MC 001-2908	131099	Vario Cover - L 1 E 200x85	05744001974063
○ MC 001-2902	131112	Vario Cover - L 2 D 200x85	05744001974032
○ MC 001-2906	131100	Vario Cover - L 2 E 200x85	05744001974070
○ MC 001-2903	131113	Vario Cover - L 3 D 200x85	05744001974049
○ MC 001-2907	131101	Vario Cover - L 3 E 200x85	05744001974087

Eftersyn:

Produktet skal kontrolleres jævnlig og gerne inden hver brug. Kontroller, at der ikke er skader på stof, stropper, sømme mm. Har produktet høj friktion eller på anden vis er i stykker, skal produktet kasseres.



Maintenance:

Make visual inspections frequently and preferably before every use. Pay attention to torn fabric, seams and straps. Products with high friction or other deficiencies must be discarded.



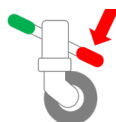
(DK) Efterlad aldrig bruger på produktet på sengekanten.

(UK) Never leave the user on the product when lying on the edge of the bed.



(DK) Efterlad aldrig produktet liggende på gulvet.

(UK) Never leave the product on the floor.



(DK) Sørg for, at alle relevante bremsere er låst, inden forflytning foretages.

(UK) Make sure that all relevant brakes are activated before transferring the user.



(DK) Sørg altid for, at brugeren ikke hænger fast i stropperne.

(UK) Always make sure that the user is not caught in the straps.

(DK) For mere information, brugervejledning, videoer mm., se
(UK) For more information, User Manual, videos etc. visit

www.master-care.dk

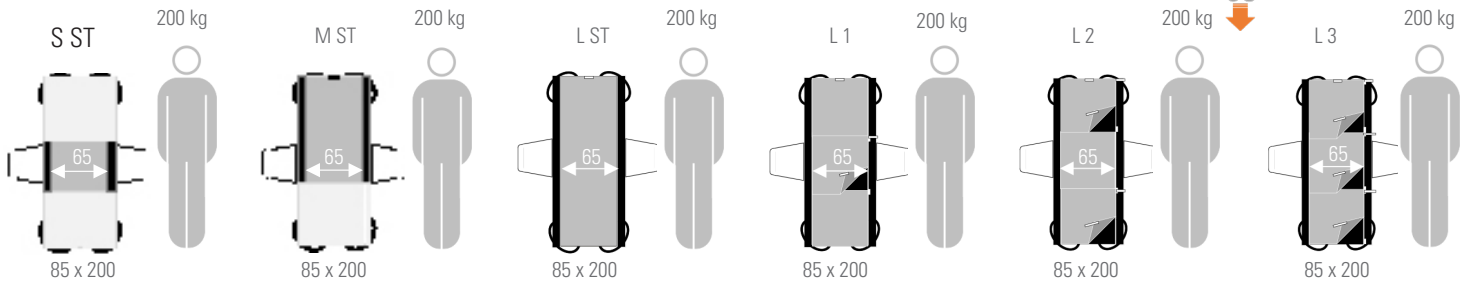
Developed &
Manufactured by:



master-care.dk

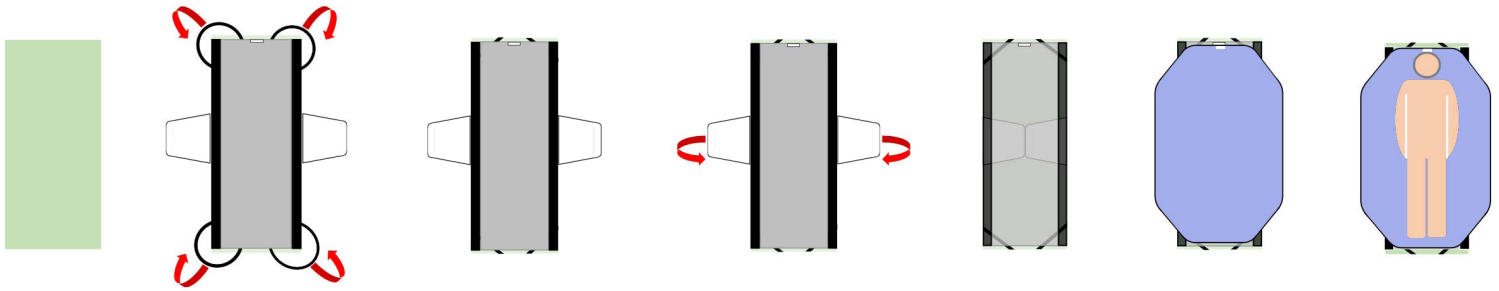
Vario Cover

The **Original** Master Turner System

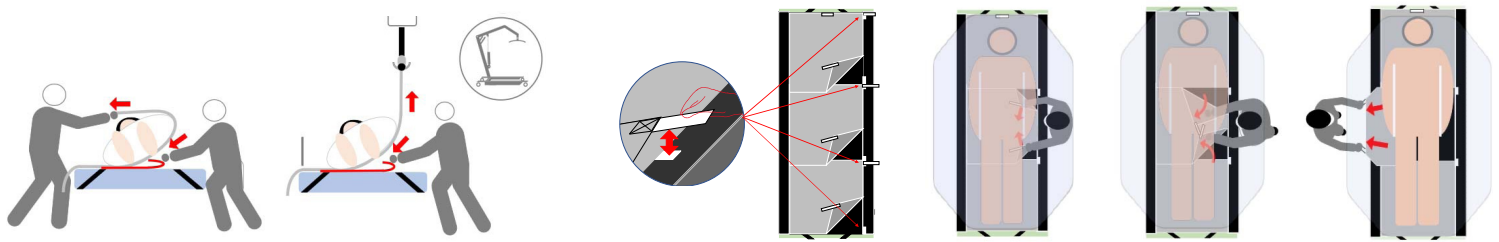


(DK) Monter Vario Cover / (UK) Mount the Vario Cover

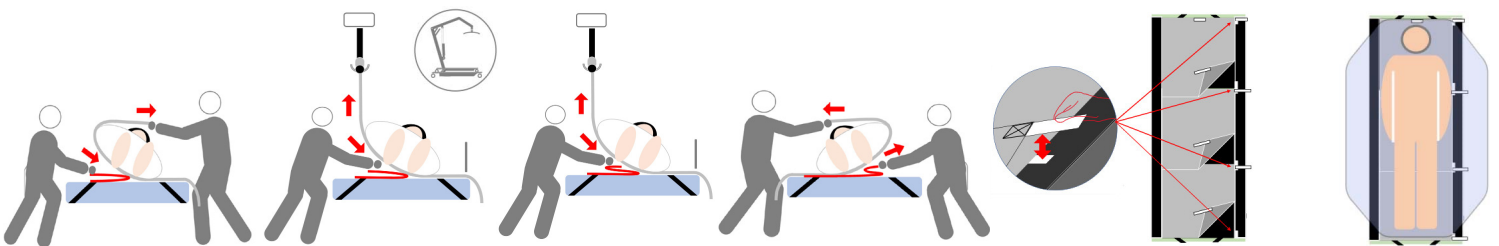
(DK) Placer vinger / (UK) Place the wings



(DK) Fjern glideflap / (UK) Remove the sliding flap



(DK) Genanlæg glideflap / (UK) Placement of the sliding flap



(DK) Produkter med burrebånd må max. vaskes ved 60 °C.

(UK) Products with hook and loop tape should be washed at max. 60 °C.



(DK) Skånsom vask og tørretumbling forlænger holdbarheden væsentligt.

(UK) Gentle washing and dry tumbling significantly prolongs the durability.



(DK) Anvend aldrig skyllemiddel, da dette forringer glideegenskaberne væsentligt.

(UK) Never use fabric softener as this will reduce the sliding properties significantly.



(DK) Luk altid burrebånd inden vask.

(UK) Always combine the hook and loop tape before washing.



Find us on:



master care A/S, Sofienlystvej 3, DK 8340 Malling, Danmark

Tel. +45 86 93 85 85, E-mail: info@master-care.dk

(DK) Vi tager forbehold for evt. trykfejl og mangler.

(UK) Reservations are made for printing errors.